













2025 WASHINGTON TREE GIVEAWAY	
	<p>Pawpaw Tree (Small)</p> <p>Height: 15-20' Spread: 15-20' Shape: multi-stemmed, pyramidal Foliage: Purple flowers in the spring, elongated edible fruit in the summer; green/yellow colors in the fall Exposure: Full or Partial sun Pollination: Pawpaw trees require cross-pollination from another pawpaw tree with different genetics to bear fruit.</p>
	<p>White Flowering Dogwood (Small)</p> <p>Height: 15-30' Spread: 15-30' Shape: Shrub or small, low branched flat-topped tree. Foliage: Green with soft white flowers in spring. Fall Foliage: Purple-red colors. Exposure: Partial sun.</p>
	<p>Various Apple Trees (Small)</p> <p>(Fuji, Red Delicious, Wolf River, Zestar) Height: 12-15' Spread: 12-15' Shape: Rounded Foliage: Green Pollination: Requires another apple variety blooming at the same time. Exposure: Full Sun.</p>
	<p>Various Peach Trees (Small)</p> <p>(Reliance, Contender, Hale Haven) Height: 12-15' Spread: 12-15' Shape: Round Foliage: Green Exposure: Full sun. Self pollinating. Peaches ripen in mid-August.</p>
	<p>Leonard Messell Magnolia (Small)</p> <p>Height: 10-20' Spread: 10-18' Shape: Multi-stemmed two toned flowers Exposure: Full to partial sun. Because of its size and shrub-like form, Leonard Messell Magnolia is commonly used in the front or back landscape to provide accent or anchoring, or around a deck or patio to provide screening.</p>
	<p>Kieffer Pear Tree (Small)</p> <p>Height: 15-25' Spread: 15-25' Exposure: Full Sun. Bears large, rich yellow pears around mid-October, often in regions where other varieties won't grow well. This hardy tree bears fruit while still young. Fruit should be picked hard-ripe and stored cool.</p>

	<p>Santa Rosa Plum (Small)</p> <p>Height: 15-25' Spread: 10-15' Exposure: Full sun Foliage: White flowers in the spring, followed in early summer by large, attractive, yellow-red plums. Self-fertile and a good pollinator.</p>
	<p>Sweet Birch (Medium)</p> <p>Height: 40-60' Spread: 35-45' Shape: Pyramidal Foliage: Dark green Fall Foliage: Golden-yellow Exposure: Full/Partial Sun Grows best in colder climates, attracts wildlife, displays light green leaves in the spring that turn dark green throughout the summer and golden-yellow in the fall.</p>
	<p>Tulip Tree (Large)</p> <p>Height: 60-90' Spread: 30-50' Shape: Pyramidal to broad conical Foliage: Large 4-lobed green leaves Fall Foliage: Golden yellow Exposure: Full Sun Tree trunk may reach 4 to 6 feet in diameter. Named and noted for cup-shaped, tulip-like yellow flowers that bloom in the spring. Flowers are followed by cone-shaped.</p>
	<p>Bald Cypress (Large)</p> <p>Height: 45-75' Spread: 20-30' Shape: Pyramidal Foliage: Dark green Fall Foliage: Bright Red Exposure: Full Sun/Partial Bald Cypress is a deciduous conifer, meaning, it loses its leaves in the fall and new leaves emerge the next spring. It thrives in a range of conditions of swampy areas to dry sites and tolerates standing water and drought.</p>
	<p>Canaan Fir (Large)</p> <p>Height: 45-55' Spread: 15-25' Shape: Pyramidal Foliage: Evergreen Exposure: Full/partial sun The Canaan Fir is a stately evergreen with dense, dark green to bluish needles and a pleasant fragrance.</p>
	<p>Serbian Spruce (Large)</p> <p>Height: 45-55' Spread: 15-20' Shape: Pyramidal Foliage: Evergreen Exposure: Full Sun Because of its narrow pyramidal shape, the Serbian Spruce tree can be used in smaller-scale landscape situations better than most other conifer trees.</p>
<p>WEST SIDE OF WASHINGTON SQUARE</p>	
<p>MAY 10, 2025 AT 8:00AM</p>	