



WASHINGTON PUBLIC LIBRARY
115 W. WASHINGTON ST., WASHINGTON, IA 52353
PHONE 319.653.2726 FAX 319.653.3095
WWW.WASHINGTON.LIB.IA.US

WASHINGTON FREE PUBLIC LIBRARY ANNUAL REPORT – FY15


FY2015 Special Accomplishments

- ❖ Library staff was awarded the Washington Chapter of AAUW Education Award.
- ❖ The Library received a Washington County Riverboat Foundation Mini-Grant for wifi in downtown Washington.
- ❖ The Library received an Alliant Energy Foundation Grant for Children's Area improvements & collection.
- ❖ To better serve our patrons, we began opening the library at 8 a.m. We also moved to year-round hours to limit confusion among the public. We are now open 62 hours per week! (M-Th 8am-8pm, Fri 8am-5pm, Sat 8am-1pm)
- ❖ We hosted Washington's first Healthy Relationships Summit with numerous community partners: AAUW, City of Washington, DVIP, Grace C. Mae Advocate Center, Kirkwood Washington Center, Mecca, Ministerial Association, OnEighty Ministries, RVAP, SAFE Coalition, Washington County Public Health, Washington County Sheriff, Washington Police Department, Washington Public Library, and the YMCA.

Debbie Stanton

THANK YOU FOR YOUR SUPPORT!

**DEBBIE STANTON, LIBRARY DIRECTOR
WASHINGTON FREE PUBLIC LIBRARY
DEBBIE.STANTON@WASHINGTON.LIB.IA.US**



Area youth perform at a noontime concert

Fiscal Year 2015: July 1, 2014 – June 30, 2015

FINANCIAL SUMMARY


Overview

	Revenue	Expenditures
Budgeted	\$ 86,320.00	\$ 374,743.00
Amended		\$ 402,406.79
Actual	\$ 96,707.00	\$ 380,404.30
Difference	+\$ 10,388.00	-\$ 5,661.30

General Fund Revenue Generated

Fines & Fees/Refunds/Reimb.	14,346.76
State of Iowa	6,764.91
Washington County*	67,481.90
City of Ainsworth	3,995.19
City of Brighton	4,118.36
Total	\$ 96,707.12

*This total does not include \$31,726.40 of County funding used for collaborative services through the WCPLA.



Patrons decorated pumpkins for a Festival of Pumpkins contest

Bottom Line Balance

Budgeted city funds	\$374,743.00	(amendment up to \$402,406.79)
(+) Actual non-municipal funds generated	\$96,707.12	(includes insurance reimbursement)
Total available funds for budgeted items	\$471,450.12	
(-) Total budget line item expenditures	\$380,404.30	(excluding expenses from gift fund)
Amount "returned" to General Fund	\$91,045.82	(revenue budgeted at \$86,320.00)

EXPENDITURES BY LINE ITEM

FY2015	Budget	Amendment	Expenditures	%	Balance
Total Salaries & Wages	221,572.00	n/a	210,338.56	94.93	11,233.44
Employee Benefits	67,430.00	n/a	62,831.54	93.18	4,598.46
Staff Development:					
Association Dues	300.00	n/a	242.00	80.67	58.00
Subscriptions/Education	300.00	n/a	49.99	16.66	250.01
Training	1,200.00	n/a	1,244.79	103.73	(44.79)
Repairs/Maint./Utilities:					
Building Maintenance	6,742.00	+13,162.29	19,904.29	100.00	0.00
Equipment Repair	1,475.00	n/a	2,662.89	180.53	(1,187.89)
Utilities/Alliant Energy	25,500.00	+10,500.00	35,358.49	98.22	641.51
Telecommunications	1,504.00	+680.00	2,202.36	100.84	(18.36)
Contractual Services:					
Janitorial Expense	3,000.00	n/a	10,687.81	356.26	(7,687.81)
Technology Services	3,470.00	+3,321.50	6,691.49	98.53	100.01
Other Prof. Services	2,750.00	n/a	2,687.12	97.71	62.88
Commodities:					
Library Materials	27,300.00	n/a	16,828.06	61.64	10,471.94
Office Supplies	5,200.00	n/a	5,183.63	99.69	16.37
Postage & Shipping	2,000.00	n/a	1,999.16	99.96	0.84
Programming	5,000.00	n/a	1,492.12	29.84	3,507.88
Total Library Budget	374,743.00	+27,663.79	380,404.30	94.53	22,002.49

Budget Success Story:

Although this was an incredibly difficult budget year due to a water leak in the 2nd floor, crashed phone system, higher than expected server cost, HVAC issues resulting in higher utility costs, and higher Internet costs, we managed to cover our additional expenses with additional revenue including grant money, and by purchasing many of our library collection items and programs through our gift fund, thus resulting in a net positive budget outcome.

LIBRARY STAFF & VOLUNTEERS

Staff

Director	Assistants	Pages
Debbie Stanton	Brandi Glaspie Jenisa Hanson	Kyle Basten Brianna Dunbar
Substitute Assistant	LeAnn Kunz	Elora Kraft
Bailey Anderson	Jolisa Weidner Linda Witthoft	Megan Madison Tania Melendez

Volunteers

Trustee Officers	Library Trustees
Diana Flannery, Pres Yaro Chmelar, VP/RR Karen Murphy, Sec	Harold Frakes, Rural Rep Mindy Graham Mike Kramme Rachel Nicola
TAB Volunteers:	410 volunteer hours for FY15
Summer Volunteers:	50+ hours helping with programs
Adult Volunteers:	45+ hours implementing programs



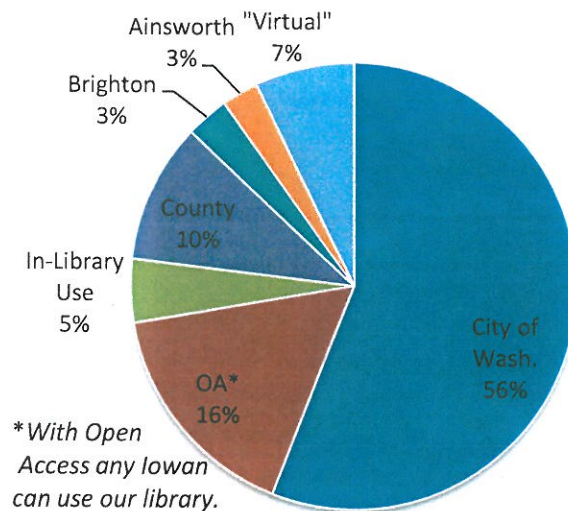
Washington Librarians accepting the AAUW Education Award

CIRCULATION

Checkouts by Material Type

Type of Materials	Checkouts	% Change
Adult books	25,892	-4.65%
Young Adult books	3,318	-9.52%
Children's books	18,968	-10.94%
E-books	2,070	-37.61%
Video recordings	5,122	+6.84%
Audio recordings	3,026	+6.59%
E-audiobooks	1,256	+14.29%
Magazines	964	-13.46%
E-magazines	74	-76.58%
Other (Art, games, laptops)	544	-15.25%
Databases	1,059	n/a
In-Library use	2,869	n/a
Total Circulation	65,162	-4.07%

Checkouts by Location



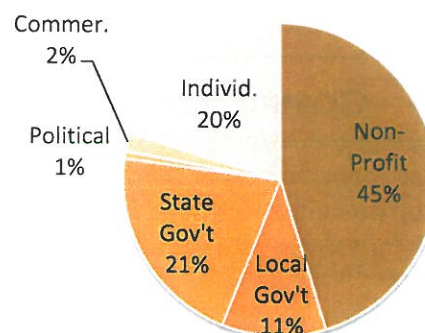
MEETING ROOMS

Meeting Room Usage*	# Uses	% Change
Washington State Bk Rm	189	-9.57%
Nicola-Stoufer Room	161	-9.55%
Wolf Conference Room	345	+29.70%
Lower Level Meeting Rm	131	+92.65%
TOTAL	826	+14.56%

*By outside groups. Does not include library usage.

Non-Library Piano Recitals: 3

Meeting Room Users





Ferd and Margaret Marie participate in a YourStory interview



Children participate in a "Frozen" Friday party

Adult Programs: 108 (+18.7%)
Adult Attendees: 2,246 (+22.7%)

Programs not added to count:
Seed Lending Library
Genealogy Collection Use
Visits with Homebound/Nursing Centers
Community-created Displays

LIBRARY PROGRAMS

Children Programs: 163 (+13.2%)
Attendees: 5,340 (+16.4%)
Children registered for SRC: 293 (+118.7%)

Teen Programs: 65 (+4.8%)
Teen Attendees: 661 (+7.7%)
Teens registered for SRC: 18 (-35.7%)



Director Debbie Stanton helps with a library booth at a High School Career Fair



Teens create a dress out of recycled books during Project Recycled Runway (it was modeled during Washington Fashion Week)

Total # Programs Offered in FY2015: 336 (+13.1%)
Total # Program Attendees in FY2015: 8,247 (+17.3%)

COMPUTERS

Technology classes/programs offered: 6
Desktop computer usage: 7,308 (-24.5%)
Laptop computer usage: 454 (-65.7%)
Wireless usage: 18,194 (-11.5%)*

*Counter stopped working in late Fall – had to average

LIBRARY USERS

Reference questions answered: 4,160 (+8.1%)
Door count: 91,190 (-1.1%)
Patrons added: 536 (-6.0%)

GROW FREELY @ YOUR WASHINGTON PUBLIC LIBRARY

FAMILIES START HERE

— The library, in partnership with the Washington Lions Club and WCHC, gave a book and early literacy information to every child born in Washington County in FY15. We also offered 20 multi-generational programs to help bring families together @ Your Library.

TODDLERS & PRE-SCHOOLERS GROW HERE

Jolisa Weidner, our Children's Librarian (for over 25 years!), offered 110 programs for the under 5 set during FY15. These included weekly outreach programs in pre-schools and daycare facilities and in-house Wee Read toddler & parent programs. We are SO proud of the difference we can make in early childhood literacy in our community!

STUDENTS THRIVE HERE

Fun programs, collections, and computers make the library a place kids want to spend time. Programs like Wacky Wednesdays (for early out days in the WCSD) and Monday Movie Madness draw children in, with attendance of 2,465 in FY15 (an increase of 21%!).

TEENS EVOLVE HERE

Our Young Adult space sees dozens of visits a week from kids looking for a place to do homework and hang out together. The library's Teen Advisory Board (TAB) is one of the strongest in the state, with teens donating over 400 hours of volunteer time FY15 to help plan and implement events, and run ReBook, our used bookstore.

ADULTS CONNECT HERE

We all lead busy lives, and the library is incredibly proud to be a "Third Space," where people can connect and learn. From meeting room usage of 826 for FY15 (up 15%) to special activities for adults, such as Read Around the Square and a multitude of workshops and cultural events, people have seen the library as the heart of our community.

Most importantly, people are using the library as an informal gathering space, chatting over the daily newspaper or sharing favorite authors and subjects with each other.